
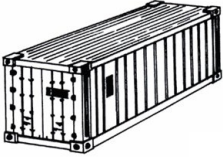
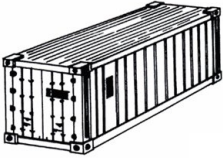
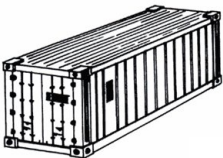
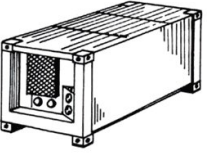
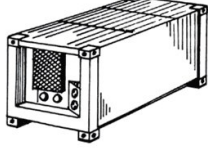
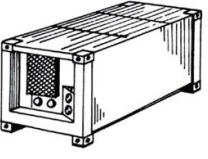
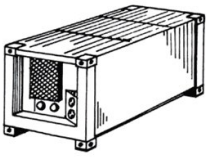
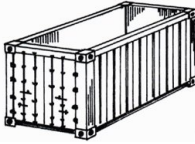
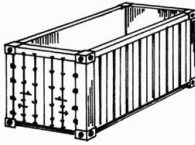
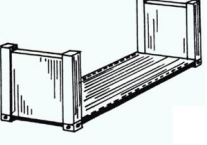
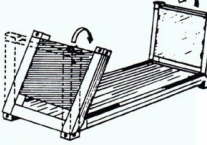
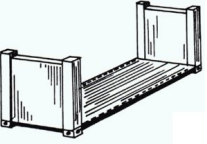
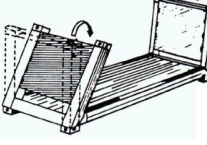


Container-types (guideline only!)

Containertyp	Interior Dims.	Door Opening	Top Opening	Tare-Weight	Cubic-Capacity	Payload	UK Road-Limit
 20' Dry Freight Container	L: 5.898 mm W: 2.350 mm H: 2.390 mm	W: 2.340 mm H: 2.280 mm		2.200 kg 4,850 lbs	33,0 cbm 1.179 cu.ft.	24.800 kg 54,673 lbs	24.350 kg
 40' Dry Freight Container	L: 12.035 mm W: 2.350 mm H: 2.393 mm	W: 2.339 mm H: 2.274 mm		3.700 kg 8,156 lbs	67,0 cbm 2.393 cu.ft.	28.800 kg 63,491 lbs	22.900 kg
 40' High Cube Container	L: 12.030 mm W: 2.350 mm H: 2.690 mm	W: 2.340 mm H: 2.579 mm		3.930 kg 8,663 lbs	76,0 cbm 2.714 cu. ft.	28.570kg 62,984 lbs	23.100 kg
 45' High Cube-Container	L: 13.556 mm W: 2.352 mm H: 2.695 mm	W: 2.340 mm H: 2.579 mm		4.590 kg 10,118 lbs	86,0 cbm 3.071 cu. ft.	27.910 kg 61,529 lbs	17.000 kg
 20' Reefer Container	L: 5.440 mm W: 2.294 mm H: 2.237 mm	W: 2.286 mm H: 2.238 mm		2.750 kg 6,062lbs	27,9 cbm 986 cu. ft.	24.250 kg 53,460 lbs	23.310 kg
 40' Reefer Container	L: 11.577 mm W: 2.294 mm H: 2.210 mm	W: 2.286 mm H: 2.238 mm		3.950 kg 8,708 lbs	58,7 cbm 2.073 cu. ft.	28.550 kg 62,940 lbs	21.160 kg
 40' High Cube Reefer Container	L: 11.577 mm W: 2.294 mm H: 2.509 mm	W: 2.290 mm H: 2.535 mm		4.150 kg 9,148 lbs	67,0 cbm 2.366 cu. ft.	28.350 kg 62,499 lbs	21.570 kg

Container-types (guideline only!)

Containertyp	Interior Dims.	Door Opening	Top Opening	Tare-Weight	Cubic-Capacity	Payload	UK Road-Limit
 45' High Cube Reefer Container	L: 13.102 mm W: 2.286 mm H: 2.509 mm	W: 2.294 mm H: 2.535 mm		5.200 kg 11,463 lbs	75,4 cbm 2.663 cu. ft.	27.300 kg 60,184 lbs	15.700 kg
 20' Open Top Container	L: 5.893 mm W: 2.346 mm H: 2.353 mm	W: 2.338 mm H: 2.273 mm	L: 5.488 mm W: 2.230 mm	2.200 kg 4,850 lbs	32,0 cbm 1.143 cu. ft.	28.280 kg 62,344 lbs	24.000 kg
 40' Open Top Container	L: 12.056 mm W: 2.347 mm H: 2.379 mm	W: 2.343 mm H: 2.279 mm	L: 11.622 mm W: 2.214 mm	3.800 kg 8,377 lbs	67,0 cbm 2.393 cu. ft.	28.700 kg 63,270 lbs	21.700 kg
 20' Flat Rack Container	L: 5.935 mm W: 2.398 mm H: 2.327 mm			2.560 kg 5,643 lbs		21.440 kg 47,265 lbs	23.660 kg
 20' Collapsible Flat Rack	L: 5.699 mm W: 2.418 mm H: 2.286 mm			2.970 kg 6,547 lbs		27.030 kg 59,589 lbs	23.250 kg
 20' Flat Rack	L: 12.080 mm W: 2.420 mm H: 2.103 mm			5.480 kg 12,080 lbs		25.000 kg 55,113 lbs	20.500 kg
 20' Collapsible Flat Rack	L: 12.064 mm W: 2.369 mm H: 1.943 mm			5.200 kg 11,463 lbs		39.800 kg 87,741 lbs	20.200 kg